

# Model School Meham Summer Vacation



## Homework

FOR GRADE-1



## IMPORTANT INFORMATION

**"The holiday season is a perfect time to reflect on blessings and take out ways to make life better for those around us".**

Summer Vacation is the most awaited time for parents and kids alike. However, this time it is different due to COVID-19 as youngsters are already not going to school. Thus, our responsibilities get double to keep our children active.

We, at Woodland, understand it very well that presently our proximity to resources is limited. Considering this, we have tried to keep "Summer Holidays Homework" simple and informative but interesting as well, so that our Woodlanders love to spend their time in completing it.

The objective of holidays homework is to enable our toddlers work independently and also to improve their academic skills.

**Here are few suggestions for parents :-**

- ▶ Make sure that you are spending quality time with your wards amidst this tensed environment. It is very important to keep their anxiety at minimum.
- ▶ Giving them small responsibilities in household chores will aid them to be independent.
- ▶ Teach them the importance of moral values in their life.
- ▶ Keeping in view the prevailing situation indulge yourself in various indoor games with them.

We cannot overlook the fact that the Summer Holidays are the time to relax and revive. While the entire world is struggling hard in recovering from the pandemic COVID-19, we together will have to make it sure that our youth is least effected from the panic around.

So, make these holidays memorable for them by providing a nurtured and stimulated environment at home which is full of fun, excitement, and learning.

Please note:


- ▶ Use resources (rough notebook, ruled/coloured sheets) only which are available at home to complete all Holidays Homework including craft work.
- ▶ Prepare a systematic timetable and follow it religiously from the very first day.
- ▶ Allow them to complete homework on their own under your guidance.

Holidays Homework is an interesting way to utilise our Woodlanders time in the most fruitful way. Wish you all a fun filled, safe and healthy holidays ahead!



1. **Fitness** : "A good health is the best wealth!" Encourage children to meditate and do yoga daily.
2. **Reading** : "Today a reader, tomorrow a leader!" Inculcate the habit of reading aloud any favourite story for the tiny tots. Encourage them to read after you.
3. **Writing** : To develop a beautiful handwriting, motivate children to practice one page of cursive handwriting daily.

# Hindi

 Write 10 difficult words daily in your notebook.

Make a project on barakhadi.

<https://youtu.be/EY6f3o5kgrg>

(R). Learn Ch-1 to 3 full with E.X(Course book+Practice book)

Do pg. 1 to 20 in your practice book.

(G) Learn+write counting 1 to 10,one / many , opposite words, My self , My mother

 Look at this picture given below and write some lines on it.



🌸 Create a special album of any of your (paternal / Maternal parents) and find their favourite food, colour, hobby, game, song, movie, place and paste pictures of these things in the album.

<https://youtu.be/hrTGQ9gdW>

## Maths



Learn+write tables 2 to 5 (5 times)

<https://youtu.be/CgkbDcSaHI0>



Do written practice of all the concepts done till date in book & notebook

🌻 Do pg.1 to 25 in your practice book.

🌻 Paste the wrappers of any five food items and their prices to find the total amount. ( Do it on A4 size sheet)

🌻 Find the sum for each addition problem. colour the pic using the sum to find correct colour.

Mathematical activity

Find the sum for each addition problem. Colour the picture using the sum to find correct colour.

ABC kid rainbow


Green = 2  
Blue = 4  
Pink = 5  
light blue = 6  
Purple = 7  
Red = 8  
Yellow = 9


<https://youtu.be/KNeJKv5C74Y>

# EVS

 . Learn Ch-1 to 4 full with e.x .from practice book +course book.

 Do pg.1 to 19 in your practice book.

 Write and paste pictures of at least 10 good habits on A4 sheet.

 . Cereals and pulses are great source of protein.Tell your child about different cereals and pulses by pasting them in scrap book .

<https://youtu.be/fGrRGT5kqV>

# G.K

 Learn extra que/ans



**paste pictures of National Symbols  
and write two lines on each symbol**

[https://youtu.be/V8HX\\_4hwTPI](https://youtu.be/V8HX_4hwTPI)

**I.T**



**Learn Ch -1 and 2 + Draw and colour  
a picture of Monitor on A4 sheet .**

**\*English\***

**♥Read chapter 1 to 4, and poem  
stay Clean Carefully.**

**♥Do pg. 1 to 20 in English Practice Book.**

**♥ Learn Ex. of ch. 1 to 4 ( Course Book  
and Practice Book)**

**♥Write 10 difficult words daily in your  
notebook.**

**♥Learn and write \*Myself, My school**



♥ Understand the topics of Grammar with the help of these videos 🙌

◆ Capital letters and full stop.

<https://youtu.be/v2Jg0bmDoYI>

◆ Revise sound a, e, i, o, u

<https://youtu.be/LtY037TN6Fo>

◆ Use of a and an.

<https://youtu.be/54evC5ZupQg>

◆ Write and learn animals and their sound

.

◆ Write and learn Animals and their babies

## कार्य-पत्रिका

### पाठ 1: मात्राओं का अभ्यास

1. दिए गए चित्र के लिए सही शब्द का चुनाव कीजिए-



- |         |                          |            |                          |
|---------|--------------------------|------------|--------------------------|
| क. चीता | <input type="checkbox"/> | ख. तेंदुआ  | <input type="checkbox"/> |
| ग. शेर  | <input type="checkbox"/> | घ. भेड़िया | <input type="checkbox"/> |

2. 'डर' शब्द में मात्रा के प्रयोग से बनने वाला सही शब्द कौन-सा है?

- |         |                          |        |                          |
|---------|--------------------------|--------|--------------------------|
| क. डूर  | <input type="checkbox"/> | ख. डोर | <input type="checkbox"/> |
| ग. डिरू | <input type="checkbox"/> | घ. डुर | <input type="checkbox"/> |

3. 'आ' की मात्रा वाला शब्द है-

- |          |                          |          |                          |
|----------|--------------------------|----------|--------------------------|
| क. अनार  | <input type="checkbox"/> | ख. अजगर  | <input type="checkbox"/> |
| ग. अंगूर | <input type="checkbox"/> | घ. अमरूद | <input type="checkbox"/> |

4. इनमें से कौन-सा शब्द 'ए' की मात्रा वाला शब्द है?

- |         |                          |        |                          |
|---------|--------------------------|--------|--------------------------|
| क. तोता | <input type="checkbox"/> | ख. सेब | <input type="checkbox"/> |
| ग. ढोलक | <input type="checkbox"/> | घ. कौआ | <input type="checkbox"/> |

5. इनमें से किस शब्द में 'ओ' की मात्रा का प्रयोग हुआ है?

क. सहेली

ख. जलेबी

ग. पालतू

घ. बोतल

6. यदि कोई आपकी मदद करे, तो आप उन्हें क्या कहेंगे?

क. बधाई हो

ख. आपका स्वागत है

ग. मेरा खिलौना मिल गया

घ. धन्यवाद

7. 'मछली' शब्द में किस मात्रा का प्रयोग हुआ है?

क. ए की मात्रा

ख. ऊ की मात्रा

ग. ई की मात्रा

घ. ओ की मात्रा

8. 'तोता' शब्द में किस मात्रा का प्रयोग हुआ है?

क. ओ की मात्रा

ख. ए की मात्रा

ग. ऊ की मात्रा

घ. ई की मात्रा

9. दिए गए शब्द को पूरा करने के लिए सही मात्रा वाले अक्षर का चुनाव कीजिए-



क. गी

ख. पा

ग. भा

घ. भू

## पाठ 2: मीनू की बकरी

1. चित्र को देखकर सही शब्द का चुनाव कीजिए-




क. लोमड़ी

ख. मेमना

ग. बकरी

घ. भेड़

2. दिए गए शब्द को पूरा करने के लिए सही मात्रा वाले अक्षर को चुनिए-




क. ना

ख. नी

ग. रा

घ. ला

3. यदि चित्र में दिया गया पशु आपको मिले, तो आप उसे खाने को क्या देंगे?



क. दूध

ख. पानी

ग. रोटी

घ. लकड़ी

4. दिए गए अक्षरों एवं मात्राओं को जोड़कर कौन-सा शब्द बनेगा?



क. कूदेन

ख. कूदनो

ग. कूदना

घ. कूदने

5. दिए गए अक्षरों का क्रम सही करने से कौन-सा शब्द बनेगा?



क. नाखून

ख. खून

ग. खेल

घ. खेलना

6. रोहन को रास्ते में उसकी मम्मी की दोस्त मिलीं। रोहन उनसे सबसे पहले क्या कहेगा?

क. बधाई हो

ख. नमस्ते

ग. धन्यवाद

घ. फिर मिलेंगे

7. दिए गए चित्रों के पहले अक्षरों को मिलाकर कौन-सा शब्द बनेगा?



क. अचार

ख. आचार

ग. अछूत

घ. अचूक

### पाठ 3: आओ सीखें नई मात्राएँ

1. 'इ' की मात्रा वाले शब्द का चुनाव कीजिए-

क. चीता

ख. तकिया

ग. ओखली

घ. मोरनी

2. 'गुलाब' शब्द में किस मात्रा का प्रयोग हुआ है?

क. उ की मात्रा

ख. ऊ की मात्रा

ग. ओ की मात्रा

घ. औ की मात्रा

3. 'औ' की मात्रा वाला शब्द चुनिए-

क. नैया

ख. कोयल

ग. चौकी

घ. सैर

4. दिए गए चित्र के लिए सही शब्द का चुनाव कीजिए-



क. घंटी

ख. घंटाघर

ग. ढोलक

घ. बाजा

5. इनमें से किस शब्द में चंद्रबिंदु का प्रयोग हुआ है?

- क. प्रातः  ख. चाँद   
ग. बंदर  घ. कॉफ़ी

6. इनमें से किस शब्द में बिंदु ' ' का प्रयोग हुआ है?

- क. खंभा  ख. सफ़ाई   
ग. ताँगा  घ. नमः

7. 'मैना' शब्द में किस मात्रा का प्रयोग हुआ है?

- क. ए की मात्रा  ख. ऐ की मात्रा   
ग. ओ की मात्रा  घ. औ की मात्रा

8. दिए गए शब्द को पूरा करने के लिए बिंदु वाला सही अक्षर चुनिए—

.....खा

- क. कं  ख. शं   
ग. सीं  घ. पं

9. इनमें से किस शब्द में गलत मात्रा का प्रयोग हुआ है?

- क. पौधा  ख. मैदान   
ग. गुड़ीया  घ. मुकुट

Chapter 1: Numbers from 0 to 19

1. Which basket has more than 6 but less than 9 oranges?



2. What is the correct ascending order of the following numbers: 14, 6, 9, 5?



3. Look at the images given below and find the correct statement for the same.



a. The number of shuttle corks is less than that of badmintons.

b. The number of badmintons is less than that of shuttle corks.

c. The number of shuttle corks is same as that of the badmintons.

d. There is one less shuttle cork less than that of the badmintons.



After			Between			Before	
9	10	.....	28	.....	30	.....	8
33	34	.....	41	.....	43	.....	49
40	41	.....	37	.....	39	.....	31

After			Between			Before	
12	13	.....	36	.....	38	.....	17
28	29	.....	44	.....	46	.....	26
46	47	.....	17	.....	19	.....	30

After			Between			Before	
34	35	.....	48	.....	50	.....	11
18	19	.....	7	.....	9	.....	42
21	22	.....	25	.....	27	.....	38

## Revision Assignment

1. Colour the flower showing 1 tens and 3 ones

Yellow

2. Colour the flower showing 1 tens and 6 ones

Red

3. Colour the flower showing 8 ones

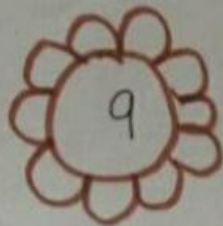
Blue

4. Colour the flower showing 1 tens 8 ones

Green

5. Colour the flower showing 9 ones

Orange











# Revision Assignment

Number  
Names

& Numerals



	4	Four			
					
					
					
					



## Chapter 2: My Family

Tick (✓) the correct option.

1. What are mother, father, grandparents, brothers and sisters for us?

- |           |                          |                 |                          |
|-----------|--------------------------|-----------------|--------------------------|
| a. People | <input type="checkbox"/> | b. Big family   | <input type="checkbox"/> |
| c. Family | <input type="checkbox"/> | d. Small family | <input type="checkbox"/> |

2. What do you call your father and mother?

- |                 |                          |             |                          |
|-----------------|--------------------------|-------------|--------------------------|
| a. Grandparents | <input type="checkbox"/> | b. Parents  | <input type="checkbox"/> |
| c. Cousins      | <input type="checkbox"/> | d. Siblings | <input type="checkbox"/> |

3. Which of these do you call your uncle and aunt's children?

- |            |                          |                 |                          |
|------------|--------------------------|-----------------|--------------------------|
| a. Cousins | <input type="checkbox"/> | b. Grandparents | <input type="checkbox"/> |
| c. Parents | <input type="checkbox"/> | d. Siblings     | <input type="checkbox"/> |

4. In which kind of family the cousins stay together?

- |                 |                          |                                |                          |
|-----------------|--------------------------|--------------------------------|--------------------------|
| a. Small family | <input type="checkbox"/> | b. Big family                  | <input type="checkbox"/> |
| c. Family       | <input type="checkbox"/> | d. Cousins never stay together | <input type="checkbox"/> |

5. The following are the members of a family. Who is the oldest among them?

- |           |                          |                |                          |
|-----------|--------------------------|----------------|--------------------------|
| a. Sister | <input type="checkbox"/> | b. Mother      | <input type="checkbox"/> |
| c. Father | <input type="checkbox"/> | d. Grandmother | <input type="checkbox"/> |

### Chapter 3: My Body

Tick (✓) the correct option.

1. Which of the following can our hands do?

- |              |                          |               |                          |
|--------------|--------------------------|---------------|--------------------------|
| a. Say Hello | <input type="checkbox"/> | b. Clap       | <input type="checkbox"/> |
| c. March     | <input type="checkbox"/> | d. Read names | <input type="checkbox"/> |

2. Which of the following can our legs do?

- |         |                          |            |                          |
|---------|--------------------------|------------|--------------------------|
| a. Clap | <input type="checkbox"/> | b. Breathe | <input type="checkbox"/> |
| c. Run  | <input type="checkbox"/> | d. Rest    | <input type="checkbox"/> |

3. Which of these body parts helps us to breathe?

- |         |                          |         |                          |
|---------|--------------------------|---------|--------------------------|
| a. Nose | <input type="checkbox"/> | b. Eyes | <input type="checkbox"/> |
| c. Ears | <input type="checkbox"/> | d. Head | <input type="checkbox"/> |

4. We all can move our arms. Which body part helps to bend our arm and move it?

- |             |                          |            |                          |
|-------------|--------------------------|------------|--------------------------|
| a. Knee     | <input type="checkbox"/> | b. Elbow   | <input type="checkbox"/> |
| c. Shoulder | <input type="checkbox"/> | d. Fingers | <input type="checkbox"/> |

5. Kiran is looking at the beautiful flowers. Which body part is helping her to see the flowers?

- |         |                          |         |                          |
|---------|--------------------------|---------|--------------------------|
| a. Nose | <input type="checkbox"/> | b. Eyes | <input type="checkbox"/> |
| c. Ears | <input type="checkbox"/> | d. Head | <input type="checkbox"/> |

## Chapter 4: My Home

Tick (✓) the correct option.

1. Which of the following do we need to live in?

- |          |                          |                     |                          |
|----------|--------------------------|---------------------|--------------------------|
| a. Car   | <input type="checkbox"/> | b. Terrace          | <input type="checkbox"/> |
| c. House | <input type="checkbox"/> | d. All of the above | <input type="checkbox"/> |

2. Reena's mother cooks food in this room of their house. Which of the following is it?

- |            |                          |                |                          |
|------------|--------------------------|----------------|--------------------------|
| a. Kitchen | <input type="checkbox"/> | b. Living room | <input type="checkbox"/> |
| c. Bedroom | <input type="checkbox"/> | d. Bathroom    | <input type="checkbox"/> |

3. Jiya is getting late for the school. She needs to take a bath quickly. To which of these rooms should she go?

- |            |                          |                |                          |
|------------|--------------------------|----------------|--------------------------|
| a. Kitchen | <input type="checkbox"/> | b. Living room | <input type="checkbox"/> |
| c. Bedroom | <input type="checkbox"/> | d. Bathroom    | <input type="checkbox"/> |

4. Hitesh has invited his friends to his house. How will they enter the house?

- |                        |                          |
|------------------------|--------------------------|
| a. Through terrace     | <input type="checkbox"/> |
| b. Through the door    | <input type="checkbox"/> |
| c. Through the balcony | <input type="checkbox"/> |
| d. Through the windows | <input type="checkbox"/> |

Name \_\_\_\_\_ Grade \_\_\_\_\_

## Matching - Computer Parts

Directions: Identify and match each computer term.



1.

A. Keyboard



2.

B. Monitor



3.

C. Printer



4.

D. CPU



5.

E. Mouse



6.

F. Speakers



## Worksheet

### Chapter 2: A Bath in the River

1. Add a letter to the words to make meaningful words.

a. \_\_ap

b. \_\_ig

c. \_\_en

2. Match the animal to its sound.

a. cat

brays

b. lion

meows

c. donkey

roars

3. Write a naming word for the following.

a. a person - \_\_\_\_\_

b. a place - \_\_\_\_\_

c. a thing - \_\_\_\_\_

d. an animal - \_\_\_\_\_

## Worksheet

### Chapter 3: How Things Grow

1. Add a letter to the words to make meaningful words.

a. \_\_op

b. \_\_ut

c. \_\_ox

2. Match the animal to its baby.

a. lion

duckling

b. horse

cub

c. duck

colt

3. Write 'a' or 'an' before the words given below.

a. \_\_\_\_ house

b. \_\_\_\_ orange

c. \_\_\_\_ dog

d. \_\_\_\_ apple

## Worksheet

### Chapter 4: What is It?

1. Fill in the blanks with 'ee' or 'oo' to make meaningful words.

a. wh \_ \_ l

b. c \_ \_ k

c. sl \_ \_ p

2. Choose the correct word and name the pictures.

teeth    wood    peel

a. \_\_\_\_\_



b. \_\_\_\_\_



c. \_\_\_\_\_



3. Complete these sentences by using a full stop or question mark and a capital letter in the correct place.

a. where do you live

b. my father plays tennis

c. may I sit here

d. what is your favourite fruit